

VIBE



FOREST
RIVER



24DB



Standards and Options

EXTERIOR STANDARDS

SINGLE AXLE FLOORPLANS

- Full Walk-On Truss Roof System (3" in the Center Tapered to 2" on Edge for Water Run-Off)
- XTRM-PLY PVC Roofing with 86% Solar Reflectance (LOW MAINTENANCE, STRONGEST RV ROOF ON THE MARKET with 15 Year Warranty)
- Fiberglass Sided Laminated "Aluma Frame" Side Walls, Rear Wall, Slideout Boxes & 2¼" Laminated Floor
- *All Seasons Insulation Package:*
1" High Density Foam in Sidewalls, 2" High Density Foam in Floor, Double R-7 Roof Insulation, Dura Wrapped Holding Tanks, Double R-7 Insulation, & 12V Thermostatically Controlled Heat Pads on all Holding Tanks, Furnace Heated Underbelly with Removable Underbelly Armor Panel System
- Aerodynamic Aluminum Front Cap with Diamond Plate Protection
- Self-Adjusting Brakes & Easy Lube Axles
- Floorplan Specific Engineered Cambered Chassis with Mega Ground Clearance
- One Touch Large Electric Awning with LED Night Light
- 12 Volt Disconnect on all Models
- Oversized Front Pass Through Storage Compartments with Magnetic Catches & Interior Light
- 110 GFI Outlet, Cable & Satellite Prep
- WiFi Ready King Auto Seek Digital TV Antenna with Booster
- Hyper Lite Construction: Amazingly Light & Strong
- Stabilizing Jacks on all Four Corners
- Stylish Aluminum Wheels to Keep Brakes Cool, with Radial Tires & Spare
- Foldable, Large Easy Assist Entry Door Grab Handle
- 13.5 BTU Air Conditioning
- Ultra Dark Oversized Safety Glass Windows
- Outside Shower System With Hot & Cold Water (Great to Clean the Sewer Hose After Dumping)
- Pre-Wired 200 Watt Quick Charge Solar Panel with 30 Amp Controller—Expandable to 600 Watts
- Forest River Provided Roadside Assistance

DOUBLE AXLE FLOORPLANS

ALL SINGLE AXLE FEATURES', PLUS:

- Laminated, Easy Clean Fiberglass with Contemporary Graphics Package
- 30" Main Entrance Door With Friction Hinge & Extra Large Grab Bar (Most Models)
- Easy Load Wide Stance Entry Step w/500 lb. Rating at Main Entrance
- Best in Class Ultra Dark Tinted Safety Glass Panoramic Windows
- Quick Cool Ducted 13.5 BTU A/C with Prefabricated Styrofoam Duct Work
- Pre-Plumbed Propane Quick Disconnect

- Quick Drop Stabilizer Jack System
- Two 20 lb. Propane Tanks w/Auto Change Over & Easy Fill Propane Tank Cover (30 lb. Optional)
- 3500 LB Front Hitch Power Jack with LED Hitch Light
- Black Tank Flush on all Models
- Outside Kitchens on Most Models
- Rear Observation Camera Prep with Mounting Plate
- Lippert Stow and Go Ladder Bracket (Telescopic Ladder Available in Parts Department)

INTERIOR STANDARDS

SINGLE AXLE FLOORPLANS

- Solid Surface Thermofoil Wrapped Kitchen Countertops and Table Tops
- Residential Style High Rise Faucets w/Built in Sprayer
- Custom Built Cabinetry: Solid Core Wood Stiles, Screwed & Stapled w/Hidden Hinges on Cabinet Doors
- Custom Scratch Resistant Power Coated Cabinet Doors & Drawers
- 10+ CU. FT. Stainless Steel 12 Volt Quick Cool Refrigerator
- Deep Solid Wood Full Extension Drawers with Residential Ball Bearing Drawer Guides
- Ultra Bright LED Lighting Throughout, Saves Electricity & 90% Cooler than Incandescent
- 60,000 BTU On Demand/Quick Hot Tankless Water Heater w/Active Freeze Protection (Endless Hot Water)
- 3-Speed Fan in Bathroom Area
- Decorative Color Coordinated Window Treatments with Color Coordinated Room Darkening Roll Shades
- Comfortable High Density Memory Foam Dinette Cushions with Mega Storage Below
- 110 Outlets & USB Chargers On Each Side Of Bed, plus USB Chargers in Multiple Locations
- Dometic Pedal Easy Flush Toilet
- 12 Volt Dynamic Sound Bluetooth Speaker

DOUBLE AXLE FLOORPLANS

ALL SINGLE AXLE FEATURES', PLUS:

- Industrial Style High Rise Faucet with Built in Sprayer
- Residential Solid Surface Countertop with Oversized Undermounted Single Bowl Stainless Steel Sink with Built in Drying Rack & Decorative Kitchen Backsplash
- Stainless Steel Oven with 3 Burner Range w/Sealed Burners (Front Burner Is High Output with Glass Cover)
- Oversized Kitchen Skylight with Blind
- Large Built In Trash Can Storage with Easy Access
- 80" Ceiling Height with 70" Slide Out Boxes
- Stylish Electric Fireplace Heats up to 500 Square Feet
- 40"- 50" LED HD TV with Bluetooth/FM Radio & Built in Soundbar
- Residential Grade Linoleum & Carpet
- Residential Style Memory Foam Tri Fold Sofa
- Oversized Pantry & Hanging Closet in Most Models

- Below The Bed Storage with Gas Struts
- Pre-Blocked & Prewired Bedroom TV Location
- Upgraded Pillowtop Mattress with Bedspread and Pillow Shams

FAMILY CAMPING PACKAGE

SINGLE AXLE FLOORPLANS

- Stylish Aluminum Wheels With Radial Tires & Spare
- 12 Volt Battery Disconnect
- Black Tank Sanitation Flush
- 12V Thermostatically Controlled Heat Pads on all Holding Tanks, Furnace Heated Underbelly with Removable Underbelly Armor Panel System
- Flip-Up Countertop Extension (not available on all floorplans)
- Stainless Steel Flush-Mounted Kitchen with Sink Cover
- Outside Shower System with Hot & Cold Water
- Second Bunk Window (not available on all floorplans)
- One Piece Tub Walls with Skylight Over Tub/Shower
- Upgraded Teddy Bear Bunk Mats (not available on all floorplans)
- Upgraded Hidden Hinges on All Cabinet Doors

DOUBLE AXLE FLOORPLANS

ALL SINGLE AXLE FEATURES', PLUS:

- Coat Rack(DA)
- 3- Speed Fantastic Fan

PREMIUM PACKAGE

SINGLE AXLE FLOORPLANS

- Backup Camera Preparation
- Portable Bluetooth Stereo Speaker
- Decorative Window Treatments (dinette only)
- Electric Awning with LED Night Awning Light
- Magnetic Latches On Access Compartment Doors
- Decorative Blackout Roller Shades with Automatic Stop
- Recessed 2-Burner Cooktop with Glass Cover
- Seamless Countertop with Undermount Single Bowl Stainless Steel Sink
- 200 Watt on Board Solar System with 30 Amp Controller (Expandable to 600 Watts)
- USB Port Package in Convenient Locations
- Upgraded Designer Kitchen Faucet with Built in Sprayer

DOUBLE AXLE FLOORPLANS

ALL SINGLE AXLE FEATURES', PLUS:

- 40" TV With Built in Bluetooth, AM/FM & Dual Zone
- Decorative Window Treatments
- Electric Fireplace with Crystals Heats up to 500 Square Feet on 110 Current
- Power Saving LED Lights Throughout
- Outside Kitchen on Most Models

- Front Power Tongue Jack with Led Hitch Light
- Residential Solid Surface Countertop w/ Oversized Undermounted Single Bowl Stainless Steel Sink, Built in Drying Rack & Decorative Kitchen Backsplash
- Easy Load Wide Stance Entry Step w/500 lb. Rating at Main Entrance
- Quick Drop Stabilizer Jack System
- Upgraded Appliance Package
- 30" Main Entrance Door With Friction Hinge & Extra Large Grab Bar (Most Models)

OPTIONS

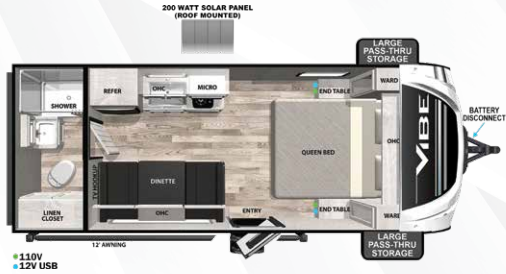
- Back Pack Rack Fold Down Storage Rack on Rear Bumper
- Recliners in place of Dinette
- Free-Standing Table & Chairs
- Theater Seating In Place Of Tri-Fold Sofa Sleeper
- 2nd 13.5k A/C In Bedroom With 50 AMP Service
- 15k BTU Ducted A/C IPO 13.5k
- 30 lb. LP Bottles With Cover
- 50 AMP Service With Wire & Brace for 2nd A/C
- (OHV) Off Road Tire Package on Single Axle Models Only

SCAN HERE
FOR MORE INFO



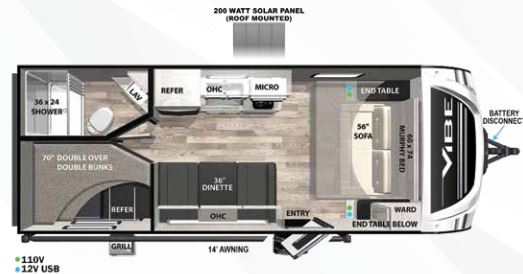
**Double Axle features are the same or upgraded*

Single Axle Floorplans



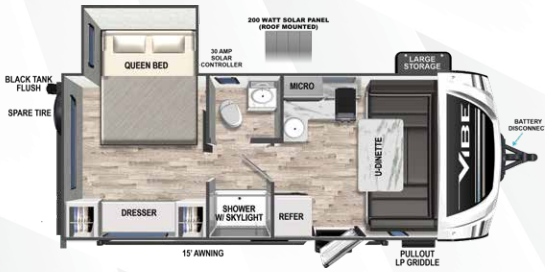
16RB

UVW	HITCH	CCC	LENGTH	HEIGHT	CAPACITY (GAL)
3,379	390	1,411	21' 11"	10' 8"	38 30 30



17DB

UVW	HITCH	CCC	LENGTH	HEIGHT	CAPACITY (GAL)
3,817	538	1,121	22' 5"	10' 8"	39 27 27




17RS

UVW	HITCH	CCC	LENGTH	HEIGHT	CAPACITY (GAL)
4,068	582	914	23' 1"	10' 8"	38 30 30



18DB

UVW	HITCH	CCC	LENGTH	HEIGHT	CAPACITY (GAL)
4,113	518	805	22' 11"	10' 8"	39 27 32





16RB



18DB



18DB

Remote. Control.

You take the road less traveled.
You go the extra mile.
And you always cross that bridge when you come to it.

Adventure is calling, and Vibe is your ticket to explore. Our units ship with battery, 30 AMP solar controller, and 200W solar panel already installed—so you always have the power you need to go off-grid and use your 12-volt system.

With a range of bunks and couple's coaches, the Vibe lineup is perfectly positioned to exceed your expectations— without sacrificing performance or reliability.

Avoid the clichés. See why Vibe is right for you.



Double Axle Floorplans



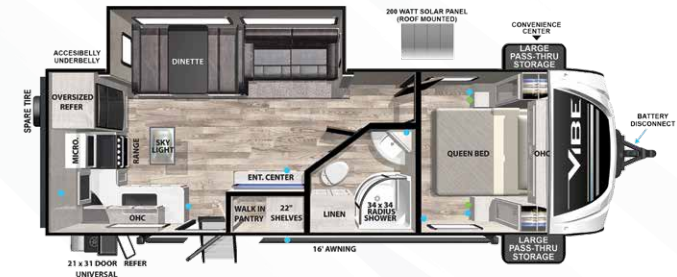
22RB

UVW	HITCH	CCC	LENGTH	HEIGHT	CAPACITY (GAL)
5,372	606	2,234	25' 10"	10' 11"	38 64 32



24DB

UVW	HITCH	CCC	LENGTH	HEIGHT	CAPACITY (GAL)
5,741	759	2,018	28' 6"	10' 11"	38 64 32



25KR

UVW	HITCH	CCC	LENGTH	HEIGHT	CAPACITY (GAL)
5,800	634	1,834	29' 7"	10' 11"	38 66 33



26DB

UVW	HITCH	CCC	LENGTH	HEIGHT	CAPACITY (GAL)
6,640	686	2,846	34' 2"	11' 2"	39 96 32



26RB

UVW	HITCH	CCC	LENGTH	HEIGHT	CAPACITY (GAL)
6,464	884	3,220	31' 11"	11' 3"	39 74 32



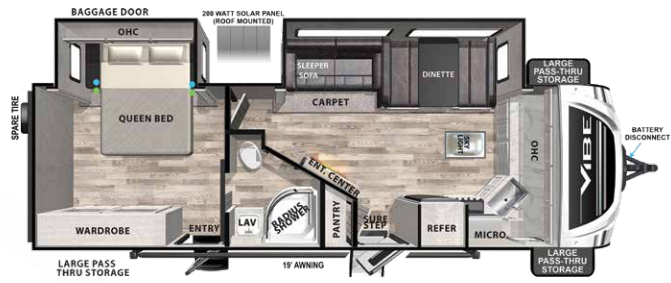
26RK

UVW	HITCH	CCC	LENGTH	HEIGHT	CAPACITY (GAL)
6,796	748	2,752	34' 5"	11' 2"	39 64 32



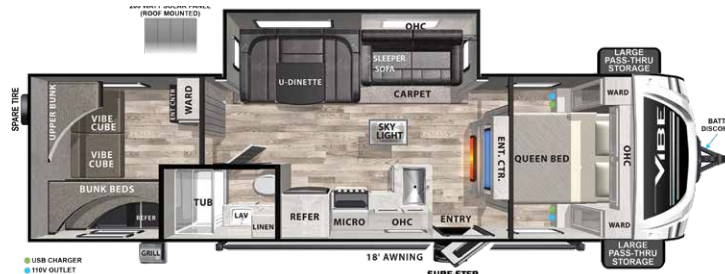
26RL

UVW	HITCH	CCC	LENGTH	HEIGHT	CAPACITY (GAL)
6,660	880	3,020	32' 11"	TBD	39 32 42



27FK

UVW	HITCH	CCC	LENGTH	HEIGHT	CAPACITY (GAL)
7,227	1,003	2,576	32' 5"	11' 2"	38 64 32



28QB

UVW	HITCH	CCC	LENGTH	HEIGHT	CAPACITY (GAL)
6,893	915	2,822	35' 3"	11' 2"	39 64 32



Travel almost anywhere — in comfort and style



25KR



26DB



Get out there.



PRE-DELIVERY INSPECTION FACILITY
20,000 square feet of quality assurance. The bare essentials for a premium product. This state-of-the-art facility gives immediate daily feedback to production for quality assurance in every unit built.

CUSTOMER SATISFACTION



www.ForestRiverBuyLocal.com



**24/7 EMERGENCY
ROADSIDE ASSISTANCE
WITH VEHICLE PURCHASE***

- | | |
|-----------------|-------------------|
| TOWING | WINCH-OUT |
| JUMP-STARTS | MOBILE MECHANIC |
| TIRE CHANGES | TECHNICAL SUPPORT |
| FLUID DELIVERY | DEALER LOCATOR |
| LOCKOUT SERVICE | SERVICES |



*VALID FOR 1 YEAR FROM DATE OF PURCHASE

Download our Forest River mobile app or visit our dynamic online manual to enhance your ownership experience. These interactive options provide incredible ease and insight into use, maintenance and enjoyment of your Forest River product.

Ranging from "How-To" videos, pictures and illustrations of various components, systems and features, to fully searchable content and downloadable PDFs for individual component owner's manuals, answers are always just a click away. View the online manual at www.forestriverinc.com/OnlineManual or download our FREE app from the App Store or Google Play!



**Starting January 1, 2024

FREE MEMBERSHIP
to Forest River Owners' Group

www.forestriverfrog.com



Learn More
Scan this barcode using a QR Reader on your smart phone to learn more about Forest River.



A Berkshire Hathaway company.

GVWR (Gross Vehicle Weight Rating) - is the maximum permissible weight of the unit when fully loaded. It includes all weights, inclusive of all fluids, cargo, optional equipment and accessories. For safety and product performance do NOT exceed the GVWR.

GAWR (Gross Axle Weight Rating) - is the maximum permissible weight, including cargo, fluids, optional equipment and accessories that can be safely supported by a combination of all axles.

UVW (Unloaded Vehicle Weight) - is the typical weight of the unit as manufactured at the factory. It includes all weight at the unit's axle(s) and tongue or pin and LP Gas. The UVW does not include cargo, fresh potable water, additional optional equipment or dealer installed accessories.*

*CCC (Cargo Carrying Capacity)** - is the amount of weight available for fresh potable water, cargo, additional optional equipment and accessories. CCC is equal to GVWR minus UVW. Available CCC should accommodate fresh potable water (8.3 lbs per gallon). Before filling the fresh water tank, empty black and gray tanks for more cargo capacity.*

**Estimated Average based on standard build optional equipment. ** Estimated average based on standard build optional equipment. Values estimated at time of printing.*

Each Forest River RV is weighed at the manufacturing facility prior to shipping. A label identifying the unloaded vehicle weight of the actual unit and the cargo carrying capacity is applied to every Forest River RV prior to leaving our facilities. The load capacity of your unit is designated by weight, not by volume, so you cannot necessarily use all available space when loading your unit.

All information contained in this brochure is believed to be accurate at the time of publication. However, during the model year, it may be necessary to make revisions and Forest River, Inc., reserves the right to make all such changes without notice, including prices, colors, materials, equipment and specifications as well as the addition of new models and the discontinuance of models shown in this brochure. Therefore, please consult with your Forest River, Inc., dealer and confirm the existence of any materials, design or specifications that are material to your purchase decision. ©2024 Vibe, a division of Forest River Inc., a Berkshire Hathaway company.